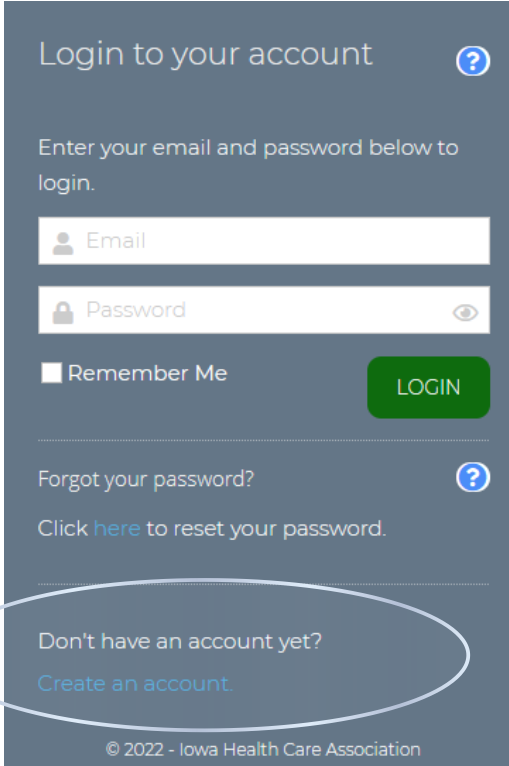


How to Create an Individual Account

This training identifies how to create an individual account on the IHCA member portal.

Step 1: Visit: <https://members.iowahealthcare.org/>

Select the "Create an Account" button.



Login to your account ?

Enter your email and password below to login.

?

Remember Me LOGIN

Forgot your password? ?

Click [here](#) to reset your password.

Don't have an account yet?
[Create an account.](#)

© 2022 - Iowa Health Care Association



Iowa Health Care Association
Iowa Center for Assisted Living
Iowa Center for Home Care

Create an Account

Please enter your information below to create an account. Passwords require one lowercase, one uppercase, one numeral, and one non alpha-numeric character.

• First Name: *

• Middle Name:

• Last Name: *

• Email Address: *

• Password: *

• Confirm Password: *

[Create Account](#)

Already have an account? [Login to your account.](#)

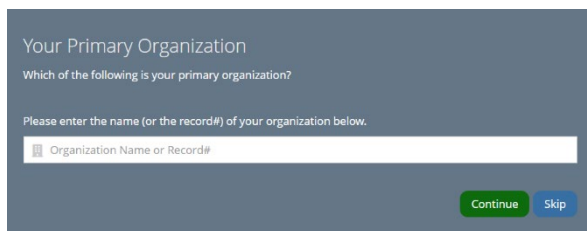
Step 2: Complete all required fields and select “**Create Account**”

Please note:

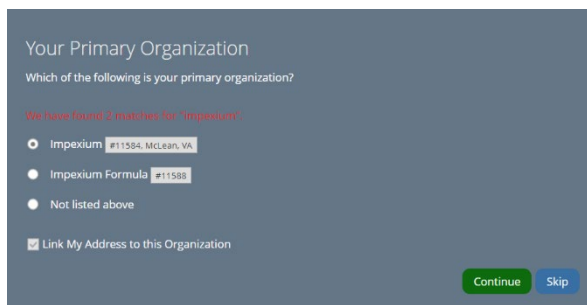
- Password Requires one Lowercase Character
- Password Requires one Non-Alphanumeric Character
- Password Requires one Numeric Character
- Password Requires one Uppercase Character



Step 3: Please enter your organization name and select “Continue”
(If your town is in the organization name, enter the name of your town)



Step 4: The system will search for the organization and present the results. Select the proper organization and select “continue”. If the organization is not listed, select “Not listed above” and then “Continue”.



Step 5: Your account should now be created, and you should be logged in.

If you have questions about the new Member Portal, please email info@iowahealthcare.org.

