

# How to Access CEUs

This training identifies how to access CEUs on the IHCA member portal and on-demand education platform.

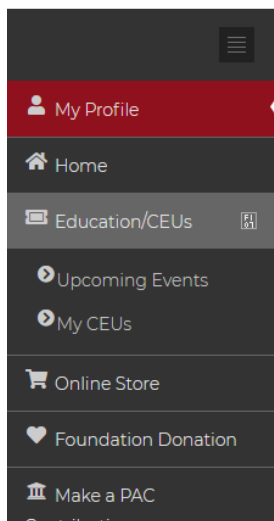
## IHCA Member Portal Instructions

### Option: 1

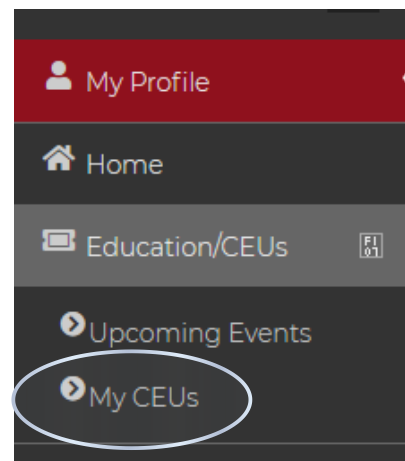
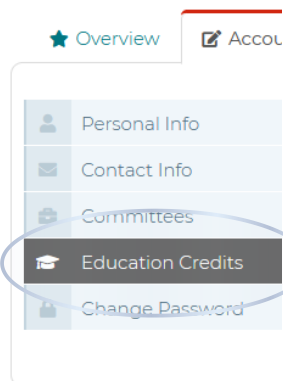
Select the **“My Profile”** tab on the left side of the screen. Next, select **“Education Credits”**. From here, you will be able to view your CEUs and download transcripts.

### Option: 2

Go to **“Education/CEUs”** tab on the left side of the screen and select **“My CEUs”**. From here, you will be able to view your CEUs and download your certificate.



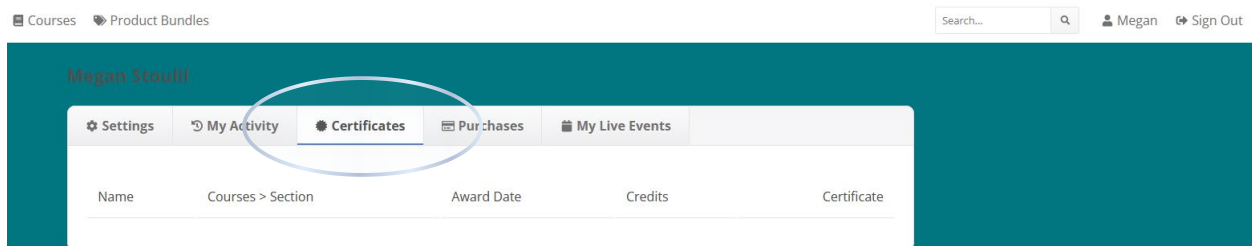
NATALIE TRYON



Iowa Health Care Association  
Iowa Center for Assisted Living  
Iowa Center for Home Care

## On-Demand Education Platform Instructions

When logged into the On-Demand Education Platform ([www.pathlms.com/ihca](http://www.pathlms.com/ihca)), click on your name in the top right corner. Select **“Certificates”**. From here, you will be able to view your CEUs and download your certificate.



*If you have questions about the new Member Portal, please email [info@iowahealthcare.org](mailto:info@iowahealthcare.org).*



Iowa Health Care Association  
Iowa Center for Assisted Living  
Iowa Center for Home Care